


# POWER WIRE WOUND RESISTOR

RQ

大功率型電阻器

POWER WIRE WOUND RESISTOR (Fixed & Non-inductive Type ; Adjustable Type)



塗料顏色 : Coating Color      標示 : Marking  
綠色 : Green                      文字 : Alphanumeric

- ◎ 可提供低電感
- ◎ 防爆式繞線高脈衝特性
- ◎ The ANTI-BURST Type wire wound type High pulse safe usage by special non-flammable silicon-base.
- ◎ 可承受 25KV 突波的衝擊
- ◎ Acceptable pulse of 25KV discharge.
- ◎ 高信賴性
- ◎ High reliability.
- ◎ 產品符合歐盟 RoHS 要求
- ◎ Products meet EU-RoHS.
- ◎ 可提供低電感
- ◎ Low inductance is available.

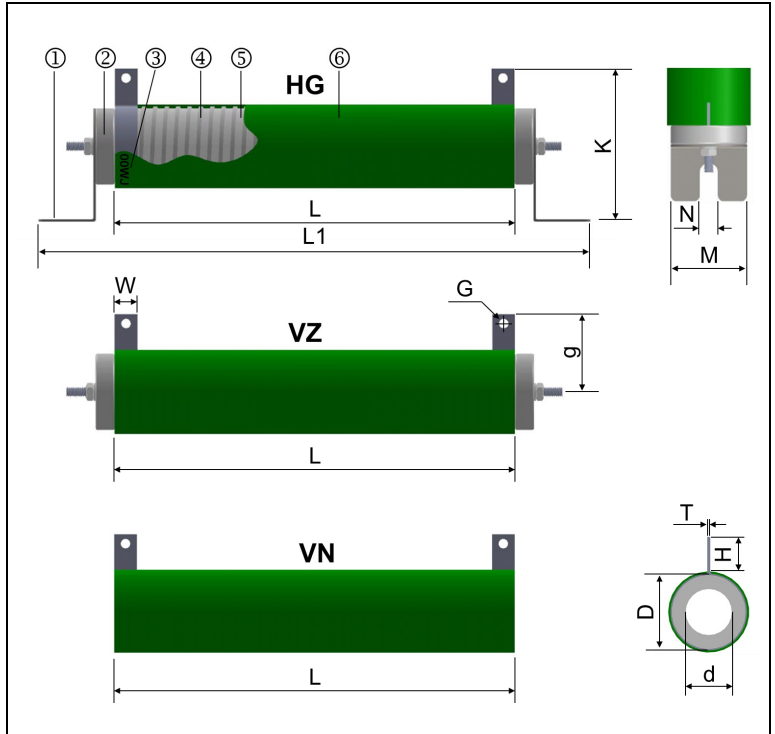
**料號編碼 Type composition**      例 Example

RQ	FR	100	J	10R0	C2	HG
型名 Type	品名 Size	額定功率 Rated Power	誤差值 Tolerance	電阻值(Ω) Resistance	銅環數 Copper ring	樣式 style
	FR: Fixed	100:10W	J±5%	10R0=10	C2:2Ring	HG:臥式
	NR: Non-inductive	101:100W	K±10%	1000=100	C3:3Ring	VZ:立式
	MR: Adjustable	102:1000W		1001=1K	C4:4Ring	VN:無
				1002=10K		
				1003=100K		

**外型尺寸 Dimensions**

Dimensions (mm)	Rated Power (W)																					
	10	20	30	50	60	80	100	120	150	160	200	250	300	400	500	600	700	800	1000	1300	1500	2000
L	45	60	75	110	90	110	140	160	195	185	210	210	260	330	330	400	460	460	540	600	600	650
D	12	17	17	25	28	28	28	28	28	35	35	40	40	40	50	50	50	60	60	65	65	65
d	6	8	8	16	18	18	18	18	18	24	24	25	25	25	35	35	35	40	40	42	42	42
g	18	22	22	30	32	32	32	32	32	36	36	38	38	38	50	50	50	55	55	62	62	62
W	4	5	5	8	8	8	8	8	8	10	8	12	12	12	12	12	15	15	15	15	15	
G	2	2	2	5	5	5	5	5	5	5	5	5	5	5	6	4	6	6	6	6	6	6
H	9	12	12	18	19	19	19	19	19	19	19	20	20	20	25	25	25	30	30	30	30	30
N	3	4	4	6	6	6	6	6	6	8	10	8	8	8	9	12	9	10	10	10	10	10
L1	62	90	112	166	146	166	196	216	251	245	284	274	335	403	410	480	530	535	615	722	722	722
K	28	36	36	58	60	60	60	60	60	76	76	78	78	82	110	110	100	110	110	115	115	115
T	1	1	1	1.2	1.2	1.2	1.2	1.2	1.2	1.6	1.6	1.6	1.6	1.6	1.6	1.8	1.6	1.6	1.6	1.6	1.6	1.6
M	10	16	16	28	27	28	28	27	27	40	40	34	40	40	50	50	50	50	50	50	50	50

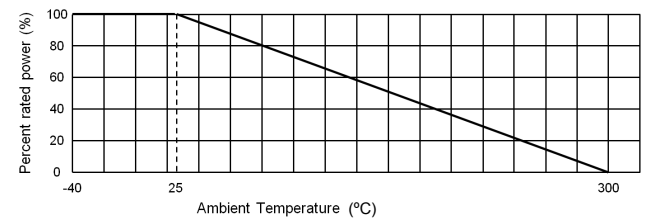
**結構圖 Construction**



1	鐵架	Iron stand	4	繞線	Wire wound
2	陶瓷墊圈	Ceramic washer		瓷棒	Ceramic base
3	標示	Marking	6	絕緣塗料	Insulation coat

**額定溫度下降曲線圖 Derating curve**

例 Example



### ■ 額定 Ratings

Rated Power (W)	阻值範圍 Resistance Range (Ω)			誤差值 Tolerance	溫度係數 T.C.R.	最高使用電 Max. Working Voltage	耐電壓 Dielectric Withstanding Voltage
	標準 Standard ; FR	無感 Non-inductive ; NR	可調 Adjustable ; MR				
10	1-3KΩ		-----	J±5% K±10%	±350ppm/°C	1500V	750V
20	1-7KΩ		1-360Ω				
30	1-10KΩ		1-500Ω				
50	0.1-25KΩ	0.1-8KΩ	1-1.3KΩ				
60	0.1-30KΩ	0.1-10KΩ	1-1.5KΩ				
80	0.1-40KΩ	0.1-20KΩ	0.1-2KΩ				
100	0.1-50KΩ	0.1-25KΩ	0.1-2.4KΩ				
120	0.1-60KΩ	0.1-30KΩ	0.1-3KΩ				
150	0.3-75KΩ	0.3-35KΩ	0.3-3.6KΩ				
160	0.3-80KΩ	0.3-40KΩ	0.3-3.9KΩ				
200	0.3-100KΩ	0.3-50KΩ	0.3-5KΩ				
250	0.5-125KΩ	0.5-60KΩ	0.3-6.2KΩ				
300	0.5-150KΩ	0.5-75KΩ	0.3-7.5KΩ				
400	0.5-200KΩ	0.5-100KΩ	0.5-10KΩ				
500	0.5-250KΩ	0.5-120KΩ	0.5-13KΩ				
600	0.8-300KΩ	0.8-150KΩ	0.5-15KΩ				
700	0.8-350KΩ	0.8-180KΩ	0.5-18KΩ				
800	0.8-400KΩ	0.8-200KΩ	0.8-20KΩ				
1000	1-500KΩ	1-250KΩ	1-25KΩ				
1300	1-500KΩ	1-250KΩ	1-25KΩ				
1500	1-500KΩ	1-250KΩ	1-25KΩ				
2000	1-750KΩ	1-300KΩ	1-39KΩ				

### ■ 性能 Performance

試驗項目 Test Items	規格值 Performance Requirements	試驗方法 Test Methods
電阻值 Resistance	規定的誤差值內 Within specified tolerance	測量點從端蓋 10mm Measuring points are 10mm from the end cap
溫度係數 T.C.R.	規定值內 Within specified T.C.R.	室溫+100°C Room temperature +100°C
短時間過負荷 Short time overload	±(2%+0.1Ω)	6.25 倍額定功率，5 秒 6.25 times the rated power for 5 seconds
負荷壽命 Load life	±(1%+0.1Ω)	Rated voltage at 70°C for 1,000 hours 1.5hr ON / 0.5hr OFF Cycles
耐濕負荷壽命 Load life in humidity	±(1%+0.1Ω)	10% rate power load 40°C, 95% RH for 1,000 hours; 1.5h ON / 0.5h OFF cycle
耐濕性 Moisture resistance	±(3%+0.1Ω)	40°C, 95% RH, 500 小時 40°C, 95% RH for 500 hours
耐電壓 Dielectric withstanding voltage	Flash over, burning, insulation damage should not be observed	Test voltage : 750 V (MR 可調品除外) Duration time 60 s
絕緣電阻 Insulation resistance	>100MΩ	500V 絕緣測試 1 分鐘 (MR 可調品除外) 500V insulation test 1min.