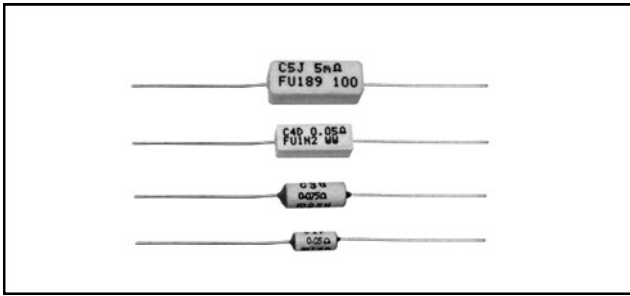


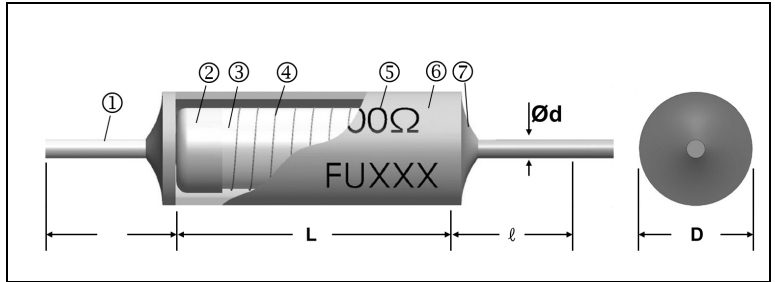
CURRENT SENSOR RESISTOR

RGC

電流偵測電阻器
CURRENT SENSOR RESISTOR (RGC Type)



結構圖 Construction



1	端子線	Lead wire	5	標示	Marking
2	瓷棒	Ceramic base	6	絕緣塗料	Insulation coat
3	鐵帽	Cap	7	瓷管 / 瓷殼	Ceramic tube / Ceramic case
4	繞線	Wire wound			

本體顏色 : Body color

白色 : White

標示 : Marking

文字 : Alphanumeric

特性 Feature

- ◎ 不燃與絕緣之安全設計
- ◎ Compact type with safety design of non-flammability and insulation.
- ◎ 可提供低電感
- ◎ Low inductance is available.
- ◎ 長期穩定性佳
- ◎ Stable long life.
- ◎ 可依客戶需求製作
- ◎ Can be produced according to customer's request.
- ◎ 產品符合歐盟 RoHS 要求
- ◎ Products meet EU-RoHS.

參考規格 Reference standards

- JIS C 5201-1

額定 Ratings

Rated Power (W)	阻值範圍 Resistance Range(Ω)	溫度係數 T.C.R.	誤差值 Tolerance	最高使用電壓 Max. Working Voltage	最高過負荷電壓 Max. Overload Voltage	耐電壓 Dielectric Withstanding Voltage
1	0.001Ω ~ 0.1Ω (1mΩ ~ 100mΩ)	±20ppm/°C ±50ppm/°C ±100ppm/°C	F±1% G±2% J±5% K±10%	\sqrt{PR}	$\sqrt{10PR}$	2000V
2						
3						
4						
5						
7						
9						
10						
20						

外型尺寸 Dimensions

Rated Power (W)	L (mm)	D (mm)	l (mm)	Ød (mm)
1	11.5±1	4.3±1	26±2	0.6±0.05
2	11.5±1	4.3±1	26±2	0.6±0.05
3	15±1	5.5±1	32±2	0.8±0.05
*4	22±1	8.0±1	27±3	1.0±0.05
*5	22±1	8.0±1	30±2	0.8±0.05
*7	22±1	9.0±1	30±2	0.8±0.05
*9	38±1	9.0±1	30±2	0.8±0.05
10	37±1	10 ±1	30±2	0.8±0.05
20	42±1	12 ±1	30±2	0.8±0.05

◎ 7W、9W 為方型瓷殼

料號編碼 Type composition

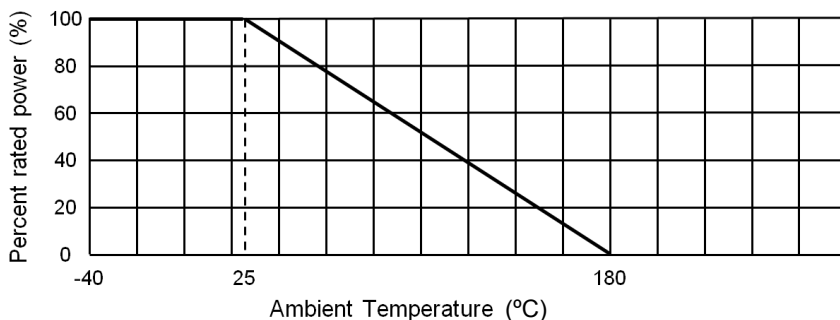
例 Example

RGC	03	J	R100	A52	NH
型名 Type	額定功率 Rated Power	誤差值 Tolerance	電阻值(Ω) Resistance	二次加工 Forming	端子線 Lead Wire
	03:3W	F±1%	R001=0.001	See table below	熱鍍線 Heat plated
	05:5W	G±2%	R010=0.01		
	07:7W	J±5%	R100=0.1		
	A0:10W	K±10%			

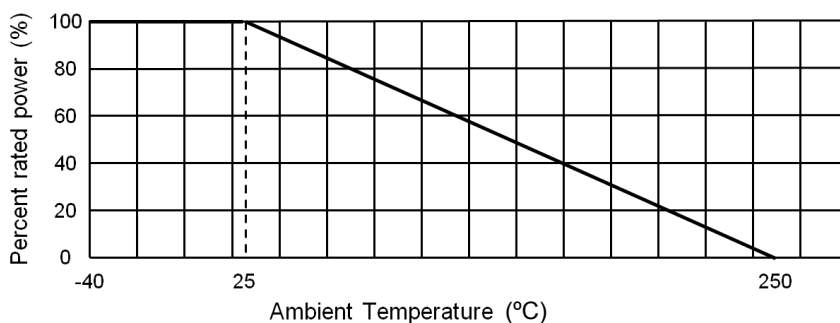
■ 額定溫度下降曲線圖 Derating curve

例 Example

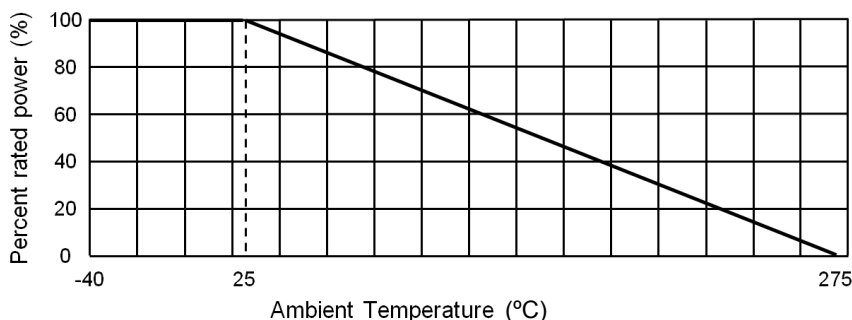
4W~7W



9W~11W



>15W



■ 性能 Performance

試驗項目 Test Items	規格值 Performance Requirements	試驗方法 Test Methods
電阻值 Resistance	規定的誤差值內 Within specified tolerance	測量點從端蓋 10mm Measuring points are 10mm from the end cap
溫度係數 T.C.R.	規定值內 Within specified T.C.R.	室溫+100°C Room temperature +100°C
短時間過負荷 Short time overload	±(1%+0.05Ω)	6.25 倍額定功率，5 秒 6.25 times the rated power for 5 seconds
負荷壽命 Load life	±(5%+0.1Ω)	Rated voltage at 70°C for 1,000 hours 1.5hr ON / 0.5hr OFF Cycles
耐濕負荷壽命 Load life in humidity	±(5%+0.1Ω)	10% rate power load 40°C, 95% RH for 1,000 hours; 1.5h ON / 0.5h OFF cycle
溫度循環 Temperature cycle	±(1%+0.05Ω)	5 cycles for -25°C (30min) : room temp.(30min) ~ +85°C (30min) room temp. (30min)
焊錫耐熱 Resistance to soldering heat	±(1%+0.05Ω)	260°C ± 5°C for 10 seconds (焊錫槽) 350°C ± 10°C for 3.5 seconds (手焊錫)
絕緣電阻 Insulation resistance	>100MΩ	500V 絕緣測試 1 分鐘 500V insulation test 1min.